

NORVAL Non-Return Valve

CD – CDS – CIP IDF & RJT

Other body material and connection options available



UNIQUE • NO NOISE • TIGHT SHUT OFF



NORVAL Non-Return Valve

Most pipeline systems require some form of check valve device to maintain flow in one direction to prevent either contamination of liquids already in the system or damage to the pipework and its ancillary components. Quite a simple function you might think! – bitter experience however tells us a different story.

What are the features that the piping engineer is looking for?

- Tight shut off under minimum back pressure
- Quick response to no-flow or reverse flow conditions
- Low resistance to forward flow
- Lightweight construction
- Ease of installation with unskilled operators
- No maintenance

The NORVAL Non-Return Valve has all these features plus one or two less obvious benefits!

- It is extremely simple
- It operates in any direction, vertically up or down, or horizontal
- High material specification
- Less noise due to slamming shut under reverse flow
- Can be incorporated in a variety of body configurations or simply built into original equipment as a cone and diaphragm assembly


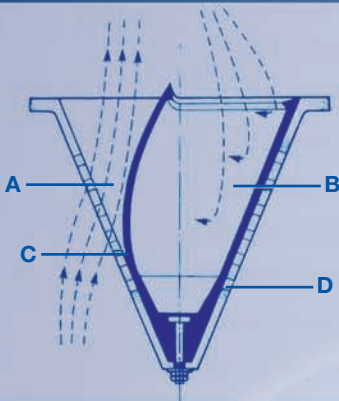
Method of Operation

Flow takes place in the direction of the arrows under forward and reverse flow.

A - Valve Open C - Diaphragm
B - Valve Closed D - Cone

With flow in the forward direction the diaphragm deflects inwards (A) allowing easy passage of the liquid with little pressure loss. When a no flow, or back pressure, condition occurs the diaphragm returns to its relaxed position (B) sealing off all flow in the reverse direction.

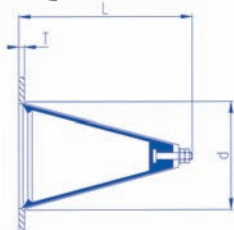
This action is unaffected by the orientation of the valve.



NORTHVALE KORTING LTD

NORVAL Non-Return Valve

CD – CDS – CIP IDF & RJT



Type CD

This valve comprises an integral increased flange cone in 316 stainless steel type and is available in the size range DN40 (1½") to DN200 (8") diameter for mounting between adjacent pipe flanges to PN16 or equivalent. Cone and diaphragm assemblies are also available in nominal DN25 (1") and DN32 (1¼") diameters but are not normally suitable for bolting between standard flanges. Diaphragms to suit application.

Type CD

d	mm	40	50	65	80	100	125	150	200
T	mm	2	2	2	4	4	6	6	6
L	mm	57	78	95	120	170	218	265	353

Frequency of Operation

When selecting NORVAL particular attention should be given to the period that the valve will remain in the open position without a flow reversal taking place. The elastic memory of the diaphragm is time dependant and if left open for long periods will result in slow closure of the valve under reverse flow with subsequent leakage.

The degree of diaphragm deformation is a function of the service, temperature and material. Unlike conventional valves, the more arduous and frequent the operating cycle the better NORVAL works.

Velocity Limitations

Liquids:

NORVAL valves are designed for maximum continuous liquid velocities of 10ft/sec. Where velocity conditions exceed these maximums you are recommended to fit a larger valve.

Gas & Compressed Air:

Since NORVAL is essentially a liquid services valve you should consult our technical dept. before considering for gas or air applications.

Diaphragm Selection

By careful selection from one of the standard series of rubber diaphragms it is possible to control a wide range of industrial and process fluids effectively and economically. The combination of 316 stainless steel cones and specially formulated polymers makes NORVAL a truly universal check valve for neutral and aggressive liquids.

Grade	Material
3	Fluorocarbon
6	Nitrile (Buna Type)
7	E P D M Ethylene Propylene
4	Silicone

Fluid Application

E P D M: Water, dilute acids and alkalis up to 121°C (200°F)

Nitrile (Buna type): Mineral oils up to 80°C (175°F)

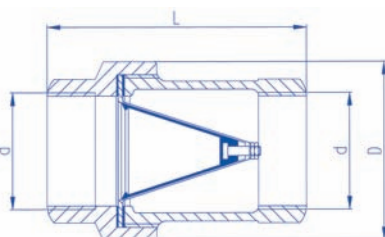
Fluorocarbon: Hydrocarbons, concentrated acids organic solvents up to 200°C (392°F) (not suitable for water)

The above list gives our recommended diaphragm materials for a wide grouping of fluids. For other fluids and more detailed chemical resistance data consult our 'Diaphragm Application Guide'.

Pressure/Temperature Rating

All NORVAL valves are rated for 16 bar at 21°C (70°F). For intermittent operation it is permissible to extend the maximum temperature in accordance with the following table.

Diaphragm Material	Normal Working Temp.	Maximum Peak Temp.
Silicone	302°F 150°C	355°F 180°C
Fluorocarbon	355°F 180°C	395°F 200°C
Nitrile	175°F 80°C	212°F 100°C
Ethylene Propylene	248°F 120°C	302°F 150°C



Type CD/S

A screwed pattern valve incorporating the basic cone and diaphragm assembly with specially reduced diameter flange in a two piece bronze body to BS 1400 - LG2C (ASTM equivalent B 145-836) or 316 stainless steel. End connections screwed DN15 (½") to DN50 (2") BSP.

Type CD/S - Bronze

d	BSP	½"	¾"	1"	1¼"	1½"	2"
L	mm	90	90	112	112	112	135
D	mm	46	46	65	65	70	90

Type CD/S - Stainless Steel

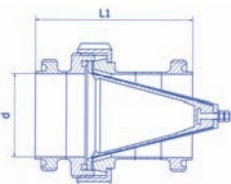
d	BSP	½"	¾"	1"	1¼"	1½"	2"
L	mm	76	76	82	96	96	-
D	mm	52	52	60	71	71	-

Type CIP, RJT or IDF Connections

For many years the Norval Non-Return principle has been very successful throughout most industrial sectors. During discussions with engineers in the Brewing, Soft drinks and Food Industries we established that the Norval principle could be developed to overcome problems encountered with Non-Return Valves in CIP systems. Today we are also able to utilise customers existing CIP components together with the Norval Cone & Diaphragm maximising operational flexibility and asset value.

Type RJT or IDF

Size	RJT		IDF	
	L1	d	L2	d
2" (DN50)	L1	d	L2	d
2½" (DN65)	116	79.5	116	79.5
3" (DN80)	165	108	165	108
4" (DN100)	TBA	TBA	TBA	TBA



RJT Connections

IDF Connections

